



A TRADITION OF QUALITY

Lund — inspired by the legends, the tournaments, the industry's best.



The knowledge.

Today, the average fisherman knows more about issues like habitat, structure, presentation and fish biology than any other time in our industry's history. The secrets of old-timers are now being studied and explained in a new fishing language that's a unique mix of science and jargon. No one fisherman has done more to pioneer this revolution than Al Lindner. On magazine pages and miles of television footage, Al and his crew have given all of us a fantastic understanding of our favorite pastime.

The experience.

Tournament after tournament, legendary fishermen have put their expertise on the line to prove that luck has very little to do with catching fish. The tactics that



The Pro-V LE is designed around a unique aft captain's quarters. Whether you're running full power or trolling slow with an eye on your depthfinder, you hardly have to change seats.



A letter from the president.



Larry Lovold, President

Dear Lund Customer,

The Lund Tradition of Quality and Market Leadership continues as today we build the finest aluminum fishing boats available in our industry. New product development and customer service are top priorities throughout our company and continue to be key elements related to our success.

Lund Boats are built in modern factories located in New York Mills, Minnesota and Steinbach, Manitoba. We are very proud of the over 500 employees that build our product and over 350 Lund Dealer/Partners that sell and service our product throughout the U.S.A. and Canada. Today, we lead our industry with over 50 models ranging in size from 12' to 24'. Today, product names such as Signature, Baron, Tye, Pro-V, and Pro Sport have become household words for product that is designed for fishermen, by fishermen, and product that returns the largest percentage of resale value.


Professional fishermen continue to play a very important role in the design, development, and testing of our Lund product line. Many of these pros are on the water over 200 days a season and help us test and develop our product under all conditions. Lund has always been the boat of choice by many of these pros and is the product most featured and used during the PWT and NAWA, as well as other high buck fishing tournaments, throughout our land. A special "thank you" to Gary Roach (Mr. Walleye®) and his team and to Al Lindner and the team at In-Fisherman for assisting us in the development of our new 1900 Mr. Walleye® and our new 1900 Pro-V LE for 1997.

On behalf of all our employees and dealers, I invite you to review our '97 product line shown in this catalog to see exactly what we mean by a tradition of quality. I then ask that you visit one of our dealers to assist you in choosing the new Lund that best fits the needs of you and your family.

"Welcome aboard and good fishing!"

Larry Lovold, President

consistently catch fish consistently win tournaments. A few fishermen are more at home in the winner's circle than Gary Roach. Back-trolling and finesse fishing are trademark strategies of Mr. Walleye®. In one year, his equipment and his boat will see a lifetime of action. He simply knows what he's doing, and that's why this Fishing Hall of Famer is one of the most watched and listened to fishermen of all time.



Mr. Walleye® features the first tiller-controlled boat to give you the comfort and convenience of a console and windshield. And to match the power and tournament speed of console-control boats, we built it big enough to handle 100HP. No other tiller has ever put this much power within reach.

Your single, most important piece of equipment.

On top of the banks of knowledge and experience available to today's fishermen, the advancements in equipment are amazing. Technological equipment pinpoints our location or helps us see the details in the water below. Line keeps getting stronger and more flexible. Rods and reels have become works of art. But none of it goes anywhere without the biggest and most important piece of equipment you will ever invest in — your Lund.

This is where it all comes together.

We've been working with Al, Gary and the industry's best fishing minds for years, and it shows in every one of our boats. This is where it all comes together — in the form of stronger more durable construction, fast responsive performance, and layouts that break convention to become instant classics. More than any other boat, a Lund is designed around the way today's fishermen fish. Our two latest examples of Lund's tradition of quality are the Pro-V LE and the new Mr. Walleye®. Every Lund you'll see on the following pages has set the standard in its class for fishability and excellence — the excellence to lead.

CAPTAIN SERIES

The definitive approach to big-water game fishing.

NEW! 2150 Baron Magnum Overnighter.....	2-3
2450 Genmar	4-5

SPORT & FISH SERIES

Fish. Cruise. Ski. These are the boats that do it all.

2150 Baron Magnum Gran Sport	6-7
1950 Tye Magnum Gran Sport.....	8-9
1850 Tye Gran Sport	10-11
1850 Tye Gran Sport Signature	10-11
1800 Gran Sport LE.....	12-13
NEW! 1750 Tye Gran Sport	12-13
Baron and Tye Specifications	14

TOURNAMENT SERIES

Tournament legends start here.

NEW! 1900 Pro-V Mr. Walleye® Edition	16-17
1900 Pro-V Gary Roach Edition.....	16-17
1775 Pro-V.....	18-19
1660 Pro-V.....	18-19
NEW! 1900 Pro-V LE.....	20-21
NEW! 1900 Pro-V SE.....	20-21
1775 Pro-V Signature	22-23
1775 Pro-V SE	22-23
1660 Pro-V SE.....	24-25
Pro V Specifications.....	26-27

SPORTSMAN SERIES

For the beginning angler or the seasoned fisherman.

NEW! 1650 Angler	28-29
NEW! 1650 Angler SS	28-29
NEW! 1600 Angler.....	30
NEW! 1600 Angler SS.....	30
NEW! 1600 Explorer	31
NEW! 1600 Explorer SS	31

LEGEND SERIES

Lund quality shines in these hard-working, hard-fishing boats.

20 Alaskan	32-33
20 Alaskan SS	32-33
SV-18 Alaskan	32-33
SV-18 Alaskan SS	32-33
SV-18.....	33
SV-16.....	33
SV-14.....	33
16 Laker	32-33
14 Laker	32-33

ADVENTURE SERIES

All Lund and all within easy reach.

NEW! 1600 Pro Sport	34-35
NEW! 1700 Pro Sport	36-37
NEW! 1800 Fisherman	38
NEW! 2100 Fisherman	39
1700 Pro Angler.....	40-41
1700 Pro Angler SS.....	40-41
1700 Pro Guide	40-41
1700 Pro Guide SS	40-41
14 Rebel	42-43
16 Rebel.....	42-43
16 Rebel SS	42-43
1790 Bass SE	45
WC-16	45
WC-14	45
WC-12	45
A-14.....	45
A-12.....	45
Pro-V Hull and Accessories	46-47
Specification Chart.....	48-49

BARON OVERNIGHTER

2150 BARON MAGNUM OVERNIGHTER
2150 BARON MAGNUM OVERNIGHTER I/O



NEW FOR 97


2150 BARON MAGNUM OVERNIGHTER

HERE'S THAT LAKE CABIN YOU'VE ALWAYS WANTED.

The new Baron Magnum Overnighter puts the convenience of a cuddy cabin together with the best of Lund's big-water fishing boats. The V-berth cuddy gives you plenty of room for a nap, some privacy or even a comfortable night tucked into a quiet bay. You'll also find dual ProLong live well systems, an aft bait well, a rod locker and storage. It's all controlled by an elegant soft-touch console with padded tilt steering and complete instrumentation.

THE NEW 2150 BARON MAGNUM OVERNIGHTER.

- 21'5" with a huge 96" beam.
- Huge 80-gallon fuel tank.
- 12-volt in-dash power receptacle.
- V-berth cuddy cabin.
- Dual ProLong live well systems.
- ProRide seats and AirRide pedestals.
- Complete canvas topset with storage.
- Padded tilt steering and soft-touch dash.
- No-feedback control.
- Portable head.
- Rod locker.
- Motor cover mounted tackle tray.
- Top storage.
- Lockable gear storage.



"We've had a Lund in our family for over 30 years, and I'm convinced there's no other boat that's as safe, rugged or dependable."

Tom Brown
Professional Walleye
Fisherman

Johnson
OUTBOARDS



2150 BARON MAGNUM OVERNIGHTER STERN DRIVE.

The Overnighter is also designed in an out-drive model for even greater fuel efficiency. This is the way to go for smooth, quiet performance. And with an out-drive, you never have to hassle with mixing oil. If you want to fish all weekend without even worrying about re-fueling, you can't beat Lund's out-drive performance.



OVERNIGHTER HAS CONVENIENCE TACKLED.

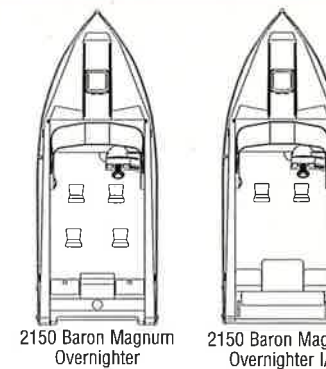
The new Baron features a convenient tackle tray on the motor cover. When the action heats up, your favorite lures will always be in easy reach.



CUDDY CONVENIENCE.

Whether you're staying overnight or needing a moment of privacy, the cabin is the convenient spot. The comfortable V-berth can be left open or converted to a sleeping platform. It's just the thing to turn this big-water fishing boat into your weekend getaway.

BARON MAGNUM OVERNIGHTER



2150 Baron Magnum Overnighter

2150 Baron Magnum Overnighter I/O

2150 BARON MAGNUM OVERNIGHTER

Length21'5"
Beam96"
Approx. Wt. (lb.)2190(O/B) 3300(I/O)
NMMA Max. HP250(O/B)
Transom Height25"(O/B)
Fuel Tank (gal.)80
Live Well System(s)2(O/B), 1(I/O)
Pedestals (Air, Power)3/1(O/B), 1/1(I/O)
Seat Bases3(O/B), 1(I/O)

Stern drive engine options on page 49.



STANDARD COLORS

- Garnet Red with Heritage carpet and Birchwood deck/bottom
- Navy Blue with Jasmine carpet and Birchwood deck/bottom
- Jewel Green with Hunter carpet and Birchwood deck/bottom

STANDARD EQUIPMENT

- ProRide seats
- V-berth w/ cushions
- Beverage holders
- Cabin rod racks
- Rod lockers
- Bow hatch
- Built-in tackle trays
- Power steering
- Tilt steering wheel
- Seat slider
- 50-watt AM/FM stereo with 4 speakers and remote
- Battery holder
- Fully-lighted instrumentation
- Interior and navigational lighting
- Fire extinguisher w/ holder
- Plug-in wire harness
- Automotive-style fuse panel
- 2 bilge pumps (1 automatic)
- Welded stainless steel bow rails
- Chrome cleats (5)
- Rope chocks (2)
- Step pads (2)
- Bow and stern eyes
- Vinyl floor
- Mercruiser or Volvo controls
- Accessory fuse panel
- Portable head w/ pump-out

OPTIONAL EQUIPMENT

- Sport package (see dealer)
- Sun top
- Drop curtain
- Remote spot light
- Boarding ladder
- Teak or poly boarding platform
- Teak swim platform
- Power plug-in
- Refrigerator
- Single or dual wipers
- Trim tabs
- Compass
- Sunbather
- Mooring cover
- Dual Pro Battery Charger
- Three Bank Pro Battery Charger

GENMAR

2450 GENMAR I/O

WEEKEND WARRIOR.

2450 Genmar delivers the deep-water excitement you've always dreamed of. Loaded with top-end game fishing features. Built wide and stable to tame the country's biggest water. And finished with uncompromising comforts that take you first class all the way. Treat your guests to a weekend fishing adventure they'll never forget.

THE 2450 GENMAR.

- All-weekend 96-gallon fuel tank.
- Wet bar.
- 12-volt in-dash power receptacle.
- Stereo and cassette with remote.
- Power steering and tilt wheel.
- Convertible table/bunk in roomy V-berth.
- Enclosed head.



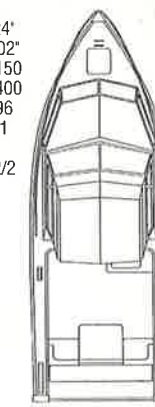
A RELAXING NIGHT ON THE WATER.

Stretch out for a good night's sleep in Genmar's roomy cabin. It's all here. Convertible table/bunk, faucet and spacious storage. When you're ready to get underway, power steering, tilt wheel and fully-lighted instrumentation give the captain complete control.

GENMAR

Length24'
Beam102"
Approx. Wt. (lb.) I/O4150
NMMA Capacity (lb.)3400
Fuel Tank (gal.)96
Live Well System1
Folding Seats/ Aft Jump Seats2/2

Sterndrive engine options on page 49.



2450 Genmar I/O



2450 GENMAR STANDARD COLORS

- Garnet Red with Heritage carpet and Quicksilver deck/bottom
- Navy Blue with Jasmine carpet and Quicksilver deck/bottom

STANDARD EQUIPMENT

- ProRide seats
- Helm seat platform
- V-berth w/ cushions
- Sink w/ faucet and water supply
- Convertible table/bunk
- Beverage holders
- Clothing locker
- Rope locker
- Lockable bulkhead storage
- Lazarettes
- Foot locker
- Cabin rod racks
- Rod lockers
- Bow hatch
- Built-in tackle trays
- Stainless steel captain's wheel
- Power steering
- Tilt steering wheel
- Seat slider
- Foot rest
- 50-watt AM/FM stereo w/ 4 speakers and remote
- Battery holder
- Fully-lighted instrumentation
- Interior and navigational lighting
- Fire extinguisher w/ holder
- Plug-in wire harness
- Automotive-style fuse panel
- 2 bilge pumps (1 automatic)
- Helm seat platform
- Welded stainless steel bow rails
- 8" chrome cleats (4)
- Rope chocks (2)
- Step pads (2)
- Bow and stern eyes
- Vinyl floor
- Mercruiser or Volvo controls
- Accessory fuse panel
- 12-volt in-dash receptacle

OPTIONAL EQUIPMENT

- Sport package (see dealer)
- Sundeck conversion
- Sun top
- Camper top
- Drop curtain
- Cabin curtains
- Remote spot light
- Dual trumpet horn
- Boarding ladder
- Teak or poly boarding platform
- Teak swim platform
- Bow pulpit
- Shore power wiring
- Power plug-in
- Galley w/ back-to-back seating
- Refrigerator
- Portable head w/ pump-out
- Wash-down system
- Single or dual wipers
- Trim tabs
- Compass
- Mooring cover



FISH FOR DAYS ON END.

Genmar has everything you need for a great escape. A full-service galley. Stove. Ice box. Catch your limit, cook them up and relax as the sun sets. Add an optional portable head and you're ready for days of uninterrupted fun.

C A P T A I N S E R I E S

2450 GENMAR I/O

BARON

2150 BARON MAGNUM GRAN SPORT
2150 BARON MAGNUM GRAN SPORT I/O



2150 BARON MAGNUM GRAN SPORT

HEAD INTO THE BIG WATER.

The 2150 Baron Magnum has the size, range and attitude to take you anywhere the fish are. Great lakes. Reservoirs. Sounds. Coastal waters. A huge 96" beam and twin-plated deep-V hull give you total confidence and control — even when the weather turns rough. A roomy interior and wrap-around console keeps your passengers comfortable, while putting power and control at your fingertips.

THE 2150 BARON MAGNUM GRAN SPORT.

- 80-gallon fuel tank delivers all-weekend range.
- 25" transom (O/B).
- Dual ProLong live wells.
- Huge 96" beam for stability, performance and roominess.
- 12-volt in-dash receptacle.
- Tilt wheel and no-feedback steering.
- Radius deck styling.
- Convertible top storage.
- Easy-access battery storage.
- Stand-up canvas.
- Padded bow bolsters.
- 6 seat bases (O/B).
- Optional portable head.
- See page 14 for full specifications.



2150 BARON MAGNUM GRAN SPORT I/O.

Volvo and Mercruiser I/O options power your Baron with smooth, quiet performance. There are two ProLong live wells in the bow and an upholstered motor cover with built-in tackle storage flanked by two jump seats.



PUT THE TOP UP.

When Mother Nature is in a nasty mood, Baron's stand-up canvas top set keeps you warm and dry. Pop it up and keep on motoring.



TWICE AS NICE.

In the outboard, two lighted ProLong live wells are tucked out of your way in the splash well. Keep your dinner fresh while you explore the big water.



STRAP YOURSELF IN.

Baron's console puts the full power of this huge boat at your fingertips. We've finished it with the fine appointments of a luxury sedan. There's no question who's in the driver's seat.

TYEE

1950 TYEE MAGNUM GRAN SPORT
1950 TYEE MAGNUM GRAN SPORT I/O

MAG-NIFICENT.

1950 Tyee Magnum delivers almost 20 feet of pure style, performance and ruggedness. The heart of the Magnum beats with the industry's best fishing designs. A bow *ProDeck* conversion, dual *ProLong* live well systems with console-controlled, timed aeration, drain, fill and recirculation. A bait well system in the outboards. And all-day range with a 60-gallon fuel tank. When the skiers call, Magnum effortlessly shifts gears with precision handling, a roomy V-berth, a walk-through curved windshield and an AM/FM stereo cassette.



- 1950 TYEE MAGNUM GRAN SPORT.**
- 60-gallon fuel tank (O/B), 55-gallon (I/O).
 - Dual *ProLong* live well systems.
 - Up to 200 HP outboard.
 - 12-volt in-dash receptacle.
 - Color-matched outboard options.
 - Bow *ProDeck* conversion.
 - Padded bow bolsters.
 - Easy-access battery storage.
 - Complete canvas with storage.
 - Convertible top storage.
 - See page 14 for complete specifications.

1950 TYEE MAGNUM GRAN SPORT



STERN DRIVE OPTIONS.
For fuel-sipping economy and stern-drive performance, Lund drops in the reliability of Volvo or Mercruiser power. Ease it into any lake and you're in for a treat.



THE MOTOR BOX HIDES MORE THAN YOUR MOTOR.
In the aft you'll find easy-access tackle trays. A great place to store extra fishing essentials like sinkers, hooks, leaders and lures. And behind the motor housing there's a top-hider that keeps your canvas protected and tucked away when it's not in use.



NEW BATTERY STORAGE CHARGES UP PERFORMANCE.
We've put our new easy-access battery storage in the floor — lowering the boat's center of gravity for improved performance. You'll notice a smoother, more balanced ride. And it's always smart to keep batteries away from tackle, clothing and other gear.



THE GRAN SPORT CONSOLE.
Wrap-around sport styling. Tilt wheel. No-feedback steering. Optional dual controls for main motor and kicker. Soft-touch construction and a padded wheel. This is the seat of power and no one puts it at your fingertips like Lund.

TYEE

1850 TYEE GRAN SPORT
1850 TYEE GRAN SPORT I/O
1850 TYEE GRAN SPORT SIGNATURE



1850 TYEE GRAN SPORT

TYEE TRADITIONS.

Tyee performance is a tradition with everyone from big-water fishing guides to fun-loving families. The 1850 tames the water with 1-beam construction, integrated stringers and a twin-plated V-hull. The ride is remarkably smooth, balanced, responsive and dry. The attention to detail, fit and finish is impeccable. It's loaded with Lund's best fishing features and styled to ski and cruise without compromise.

1850 TYEE GRAN SPORT.

- Huge 45-gallon fuel tank (O/B), 36-gallon (I/O).
- Dual ProLong live well systems.
- Up to 175 HP outboard.
- 12-volt in-dash power receptacle.
- Color-matched outboard options.
- Bow ProDeck conversion.
- Padded bow bolsters.
- Easy-access battery storage.
- Complete canvas top set.
- Convertible top storage.
- See page 14 for complete specifications.

EVINRUDE
OUTBOARDS



Signature models entitle you to a personalized nameplate, jacket and cap.

Shown with optional fourth seat.

1850 TYEE SIGNATURE.

Here's a boat that leaves everything else in its wake. Dual ProLong live wells. Exclusive Signature console. Color-matched Signature seats. The InCharge system powers up your batteries with one plug. Hydraulic steering and fresh water pickup are standard. Base coat/clear coat finish. Nothing tops a Lund Signature.



FACE-TO-FACE WITH SIGNATURE'S CONTROL.

Burled-wood accents highlight the Signature console. Soft-touch radius construction. Padded tilt wheel. Hydraulic steering. Full instrumentation and an upgraded 50-watt stereo cassette.



STOW IT & LOCK IT.

Under the port side console you'll find an old favorite — lockable storage. It's just the place to stow away a few valuables. There's plenty of room for items like camera bags, purses and wallets or tackle boxes.



1850 TYEE GRAN SPORT STERN DRIVE.

Choose Volvo or Mercruiser stern drive power options for your 1850 Tyee. Features two aft jump seats. Upholstered motor housing with drink holders. And quiet fuel efficiency. A sensational way to enjoy Tyee performance.

GRAN SPORT

1800 GRAN SPORT LE
1750 TYEE GRAN SPORT
1750 TYEE GRAN SPORT I/O



1800 GRAN SPORT LE

READY WHEN YOU ARE.

LE is ready to fish when you are, ski when you are and fly when you hit the throttle. Bow and aft casting deck conversions. A live well. Coolers. Bucket seats. Ski bar. Take a well-rounded approach to water recreation. For skiers who are partial to dry starts and rooster tails. For fishermen whose fishing success backs up their stories. For drivers who are fanatical about performance. Gran Sport LE is a great boat that delivers on all counts.

1800 GRAN SPORT LE.

- 32-gallon fuel tank.
- Aerated live well.
- Ski tow bar.
- Boarding platform.
- Bow cushions.
- Bucket sport seats.
- Bow ProDeck conversion.
- Aft casting platform conversion.
- Built-in and slide-out coolers.
- 12-volt in-dash power reciprocal.
- Complete canvas top set with tuck-away storage.
- See page 16 for complete specifications.

Johnson
OUTBOARDS



Shown with optional lay-down seat.

LUND'S LATEST — THE NEW 1750 TYEE GRAN SPORT.

This boat is built on a hull designed to deliver ultimate performance — and you can feel it as soon as you put your hands on the wheel. With a rating up to 150 HP, the 1750 Gran Sport handles with precision giving you an exciting, safe and dry ride. The dash looks like it was pulled from a sports car. Color-matched motor options add to the sleek appearance. It's another Lund that's in a class by itself.



THE LE DASH DAZZLES.

There are little things that make a big difference — like a drink holder. There are big things that make a bigger difference — like wrap-around sport styling, complete instrumentation and padded tilt wheel. This is a dash that dazzles.



ANOTHER LUND CONVERSION.

Remove the seat cushion from the aft bench to reveal the casting platform conversion in the Gran Sport LE. There's a seat socket and storage right at your feet. Smart innovations like this convert boat shoppers into Lund owners every day.

	2150 BARON MAGNUM	1950 TYEE MAGNUM	1850 TYEE	1800 GRAN SPORT LE	1750 TYEE
Length	21'5"	19'8"	18'5"	18'1"	17'6"
Beam	96"	90"	89"	88"	87"
Approx. Wt. (lb.) O/B	2090	1650	1525	1490	1233
Approx. Wt. (lb.) I/O	3098	2840	2440	—	2055
NMMA Max. HP O/B	225	200	175	150	140
Transom Height O/B	25"	20.5"	20.5"	20.5"	20.5"
Fuel Tank (gal.)	80	60 (55 I/O)	45 (36 I/O)	32	32 (27 I/O)
Live Well System(s)	2	2	2	1	2 (1 I/O)
Seat/Pedestals (Air, Power, Solid)	3A,1P	3A,1P	2A,1P	4S	2A(1A I/O),1P
Seat Bases	6 (4 I/O)	4	4	4	4 (2 I/O)

STERNDRIVE ENGINE OPTIONS ON PAGE 49.



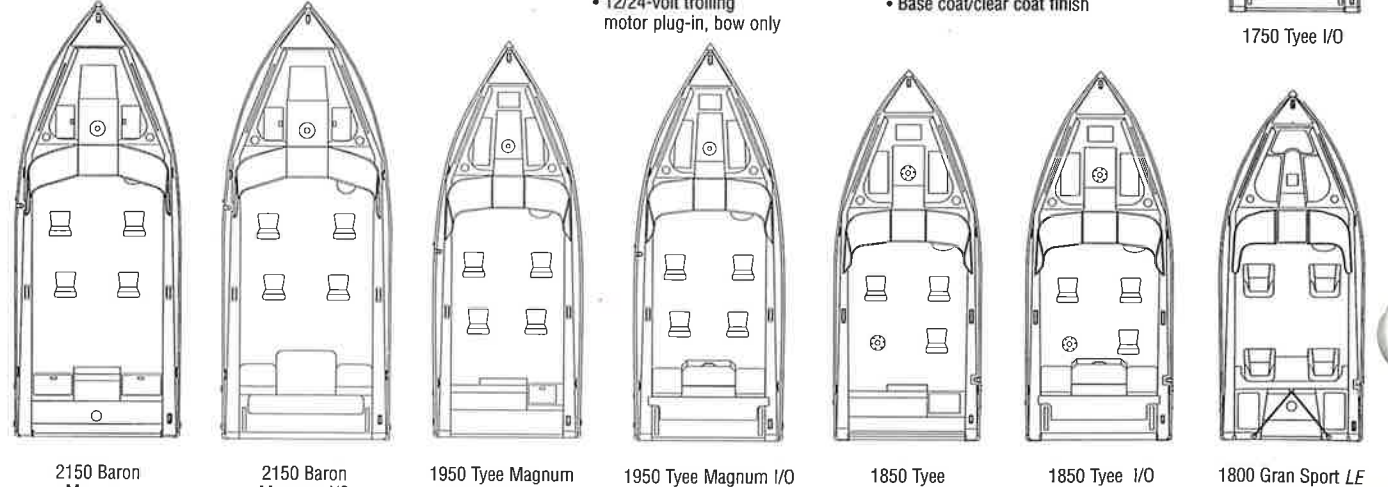
Gran Sport models are available in Garnet Red, Navy Blue and Jewel Green — all with Sand accents.



The Tyee Signature model is immediately recognizable by its Dark Cranberry or Light Autumnwood color with warm Sand accents.

GRAN SPORT MODEL COLORS
 • Garnet Red with Heritage carpet and Birchwood deck/bottom
 • Navy Blue with Jasmine Blue carpet and Birchwood deck/bottom
 • Jewel Green with Hunter Green carpet and Birchwood deck/bottom
 • Jewel Green with Sand carpet and Birchwood deck/bottom

SIGNATURE MODEL COLORS
 • Dark Cranberry or Light Autumnwood with Sand carpet and Birchwood deck/bottom, Signature graphics

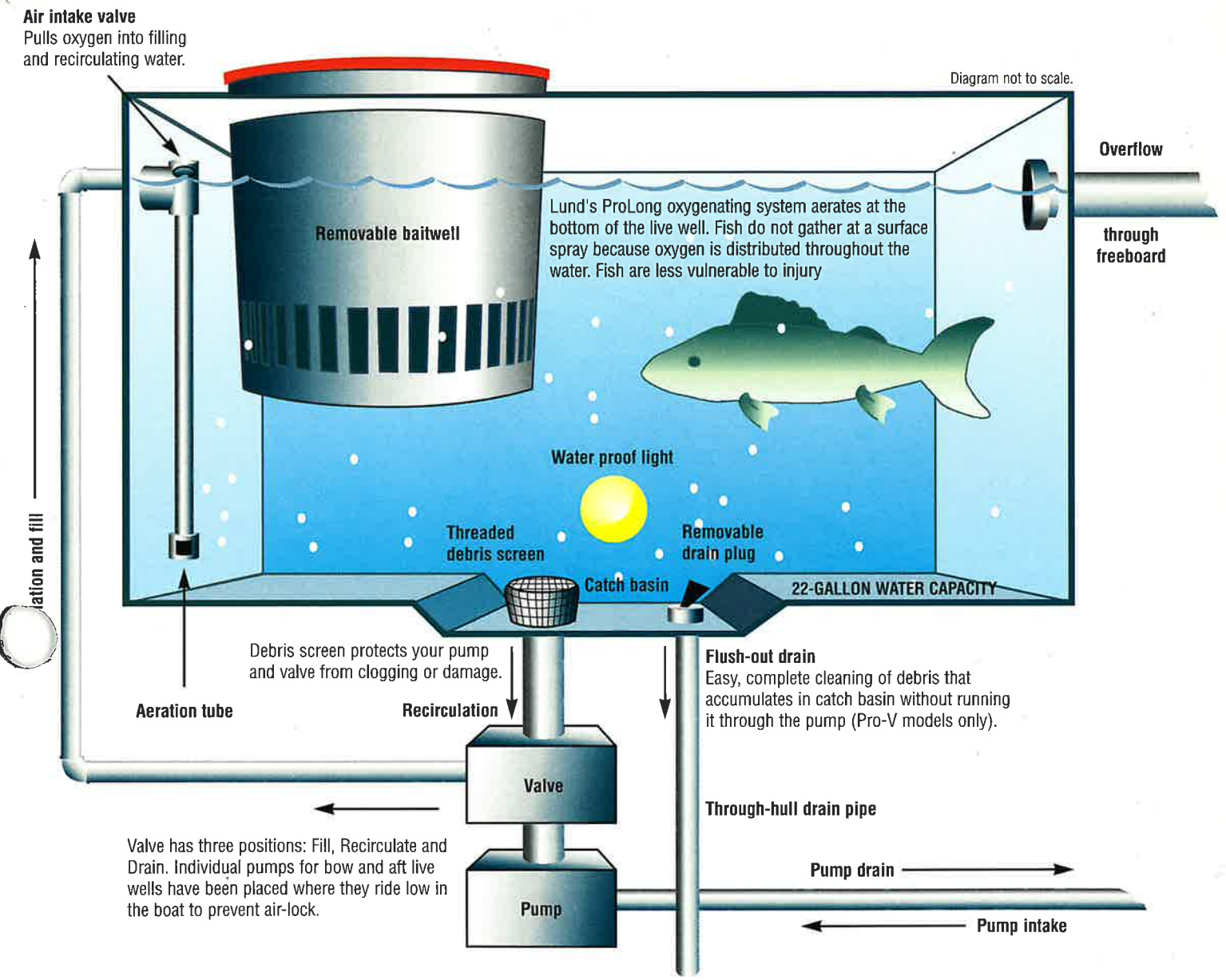


- STANDARD EQUIPMENT**
- Molded console w/ glove box
 - Two ProLong live well systems (2150, 1950, 1850, 1750; 1750 I/O, 1)
 - One aerated Live Well (1800 Gran Sport LE)
 - No-feedback steering (O/B)
 - Walk-through windshield
 - Aft bait well system (O/B: 2150, 1950, 1850, 1750)
 - Bow ProDeck conversion
 - Reinforced deck surfaces for downriggers
 - Bow trolling motor plug-in
 - Deck mounting pad
 - Rod lockers
 - Console storage
 - Lockable storage (2150, 1950, 1850, 1750)
 - Built-in tackle compartment (1950, 1850, 1750)
 - Battery holders (2)
 - Navigational and interior lighting
 - Plug-in wire harness
 - Automotive-style fuse panel
 - Step pads
 - Chrome cleats (4)
 - Bow and stern eyes
 - Stainless steel bow rails
- OPTIONAL EQUIPMENT**
 (Not all options available for all models; See your dealer.)
- Sport option group
 - Bow cushions
 - 12/24-volt trolling motor plug-in
 - Factory O/B pre-rigging
 - Onboard battery charging system
 - Convertible sunbather seat
 - Sun top • Complete top-set
 - Side and stern curtain set
 - Mooring cover
 - Boarding ladder or platform
 - Horn • Fire extinguisher
 - Vinyl floor (Tyee Magnum only)
 - Arm rests (Signature and Gran Sport)
 - AirRide pedestal seat
 - Stand-up top-set
 - Locator and trolling motor
 - Battery charger


- OPTIONAL EQUIPMENT**
 (Not all options available for all models; See your dealer.)
- Bilge pump (Baron and Magnums, 2; Tyees, 1)
 - Self-draining splash pan (O/B)
 - I/O Mercruiser or Volvo engine options (2150, 1950, 1850, 1750) See pg. 49
 - Aft jump seats (I/O, 2)
 - Lighted instrumentation (I/O)
 - Insulated motor cover (I/O)
 - Mercruiser or Volvo controls (I/O)
 - 2 ProLong lighted live well systems (1750 I/O, 1)
 - Bait well system (O/B only)
 - Curved auto-style walk-through windshield
 - AM/FM stereo cassette
 - Radius deck styling (2150, 1950, 1850)
 - Horn
 - Fire extinguisher
 - Complete top-set
 - Custom molded console w/color-matched dash, glove box and wheel
 - Tilt steering
 - AirRide pedestals
 - 12-volt in-dash power receptacle
 - Top storage (2150, 1950, 1850)
 - Padded bow bolsters (2150, 1950, 1850)
- SIGNATURE MODEL UPGRADE EQUIPMENT**
 1850 TYEE SIGNATURE O/B
- Color-matched soft-touch Signature dash, glove box and wheel
 - 3 Signature ProRide seats, 2 AirRide pedestals, 1 power pedestal
 - Curved auto-style walk-through windshield
 - 12/24-volt trolling motor plug-in, bow only
 - 50-watt AM/FM stereo with remote and power antenna
 - Complete color-keyed top-set
 - Bow cushions
 - 2 bilge pumps (1 auto)
 - Hydraulic steering (O/B)
 - Fresh water pick-up
 - Dual Pro Charger
 - Base coat/clear coat finish

The most advanced live well system ever made.

Timed aeration, lights, draining, filling and recirculation — all fingertip controlled. These huge live wells have long been recognized as state-of-the-art. Feature for feature, ProLong live wells outperform the imitators.



The exclusive bait well system with unique lift-out liner keeps bait lively and fresh like no other.



and aft live wells are positioned for optimum weight balance when running and for optimum convenience to anglers anywhere in the boat while fishing.

MODEL	BOW AREA	AFT AREA
2150 BARON MAG.	—	2 ProLong Live Well Systems
2150 BARON MAG. I/O	2 ProLong Live Well Systems	—
1950 TYEE MAGNUM	ProLong Live Well System	ProLong Live Well System
1950 TYEE MAGNUM I/O	2 ProLong Live Well Systems	—
1850 TYEE	ProLong Live Well System	ProLong Live Well System
1850 TYEE I/O	2 ProLong Live Well Systems	—
1750 TYEE	ProLong Live Well System	ProLong Live Well System
1750 TYEE I/O	ProLong Live Well System	—
1800 GRAN SPORT LE	—	Aerated Live Well



ProLong live wells feature console control of filling, draining, recirculation and timed aeration.

F E A T U R E S


PRO-V

1900 PRO-V MR. WALLEYE® EDITION
1900 PRO-V GARY ROACH EDITION

HE WROTE THE BOOK. NOW HE'S DESIGNED THE BOAT.

Gary Roach pioneered today's most successful walleye tactics. And now, with Lund engineers, he's helped create the most innovative walleye boat ever built — the 1900 Pro-V Mr. Walleye®. A tiller boat with serious muscle up to 100 HP. It features the industry's first tiller-console. And at 19'9" with a 93" beam, it gets to the walleyes across big water or through rough weather with confidence. A Pro-V so refined, we call it Mr. Walleye.®

"When Lund approached me for the design of this boat, they said they'd put in whatever I needed. The result is the 1900 Pro-V Mr. Walleye. This is a multi-species boat designed for every conceivable technique — trolling, back trolling, downrigging, still fishing — whatever the conditions call for. It's a tiller/console hybrid that delivers the best of both worlds."



Gary Roach
Mr. Walleye® and
Hall of Fame Fisherman



NEW
FOR 97

1900 PRO-V MR. WALLEYE®

LUND'S NEWEST INNOVATION, THE 1900 PRO-V MR. WALLEYE®

- 100 HP capacity — the biggest tiller boat ever made.
- Built-in 45-gallon fuel tank.
- Deep 25" transom and refined hull design.
- Dual ProLong live wells.
- Dual bait wells.
- Huge 93" beam.
- Tiller console with windshield.
- ProTrack driver's seat positioning.
- Large bow-mounting pad and storage area.
- Dual rod lockers and increased storage.
- See page 26 for complete specifications.



1900 PRO-V GARY ROACH EDITION.

This is the first Lund that Gary put his name on. A Pro-V classic built for tiller power up to 100 HP. The deep V and 93" beam deliver legendary Lund performance. The port-side Electronic Command Center, dual ProLong live well systems and smart, roomy layout are all Pro-V hallmarks.



INTRODUCING THE TILLER-CONSOLE.

This is the first tiller boat to bring serious walleye fishermen the conveniences of a console. A smoked windshield keeps the elements at bay. The console puts controls within easy reach and gauges and instrumentation in clear view. It offers generous mounting surfaces for electronics. Behind the console, the captain's chair mounts in a ProTrack seat slider that allows the driver to set the best seat position.



AN ELECTRIC PERSONALITY.

A modified, port-side Electric Command Center lets you finish off the 1900 Pro-V Mr. Walleye® with additional equipment. Maybe a locator, GPS or a marine band radio. Whatever fits your style.



THE STORAGE STORY.

Pro-V fishermen tend to invest in the very best equipment. That's why there's ample storage to keep gear organized and safe. Mr. Walleye® features 7-foot-plus dual rod lockers. Expanded bow storage. Floor compartments. Battery storage. A place for everything.

PRO-V

1775 PRO-V
1660 PRO-V



1775 PRO-V

LUND COUNTRY.

One boat has turned all of America into Lund country — the legendary Pro-V. It's the most sophisticated fishing boat ever built. A double-riveted V-hull engineered for speed, performance and durability. Loaded with storage. Capped off with essentials like *ProLong* live wells, bait stations and *ProRide* seats. And every Pro-V is finished with impeccable style and attention to detail.

1775 & 1660 PRO-Vs.

- Electronic Command Center.
- Dual *ProLong* live wells.
- Bow *OnDeck* bait station (1775).
- Foot trim switch (1775).
- See page 26 for complete specifications.




"Whether you're fishing tournaments, guiding or weekend angling, Lund fits any style. This is a solid, stable boat with freeboards deep enough to help keep the kids in and enough floor space to bring the fish in."

Scott and Marty Glorvigen
Professional Fishermen
and Professional Guides



1660 PRO-V

This is Pro-V concentrate. Everything that makes our tiller-control Pro-Vs legendary is in this boat. Electronic Command Center. Bow casting platform. Lots of gear storage. Perfect for the multi-species fisherman who has a multitude of lakes on his must-fish list.



MORE WHERE IT COUNTS.

We've redesigned the aft section of the 1660 to bring you more features without cramping your style. On the port side, we've put an aerated live well within easy reach. On the starboard side, you'll find convenient battery storage. It's a redesign that gives you more while still keeping your fishing and operating area open for business.



1775 Electronic Command Center shown

WIRED!

The Electronic Command Center in tiller-controlled Pro-Vs has fishermen wired for excitement. It puts controls for live wells and running lights in easy reach. There's mounting space for equipment like GPS, locators and VHF radios.



TAKE A BOW.

In the bow, your partner has everything he or she needs. An *OnDeck* bait station. Storage. *ProLong* live well. And with the option of the exclusive Lund Selectronics equipment, you might want to take the bow for yourself.

PRO-V

1900 PRO-V LE
1900 PRO-V SE



1900 PRO-V LE
Shown with optional port console and windshield.

FROM CONCEPT TO CLASSIC.

Lund originated the Pro-V design and last year we challenged traditional thinking with a concept called the LE. The new design was so right, we could only find one way to make it better — we made it bigger. Bigger battery and gear storage. Bigger compartments in the bow and floor. Eight-foot rod lockers. Larger HP ratings. This boat called for more and we added it. Another example of why Pro-V innovations go from concept to classic faster than any other boat.

1900 PRO-V LE.

- 45-gallon fuel tank.
- 25-inch transom.
- Dual ProLong live wells.
- Bow and aft OnDeck bait stations.
- Refined hull for exciting, smooth performance.
- Hydraulic steering.
- Aft-area captain's quarters.
- Lockable aft Electronics Command Center.
- Roomy, fully-equipped bow and mid-boat fishing stations.
- See page 26 for complete specifications.



"The 1900 Pro-V SE is a dream boat. You can fish any species under almost any condition. It's extremely safe and it handles with precision. Room? This boat has it! Three guys can load it up with rods and tackle boxes with plenty of dry storage left over. That's not something you can say for most boats."

Al Lindner
Professional Fisherman
and television host of
The In-Fisherman



Shown with optional port console and windshield.

1900 PRO-V SE.

Pro-Vs are the definition of fishability. There's room to fish with your partners, not around them. They are built to handle the weather and the water. In the 1900 Pro-V SE you'll find tilt steering and no-feedback handling. Dual ProLong live wells and OnDeck bait stations. The all-day comfort of ProRide seats. Style, function and features that are unmistakably Pro-V.



LE CAPTAIN'S QUARTERS.

All the essentials are located aft. There's an Electric Command Center, live well and bait station, and aft casting platform. Plus, an all-new lockable personal storage compartment. This is the perfect combination of console excitement and tiller fishing experience.



TECHNO GEAR.

Today's technology is as much a part of fishing as a rod and reel. The Electronic Command Center in the LE gives you lockable storage and pre-wired mounting surfaces for your gear.



LIVE BAIT.

That's what you buy at the bait store, and Lund aerated bait stations keep it that way. No bait buckets trailing in the water. Nothing to tip over and spill. There's an aft bait station within easy reach. In the bow, there's an OnDeck bait station for your partner.

PRO-V

1775 PRO-V SE
1775 PRO-V SIGNATURE



1775 PRO-V SIGNATURE
Shown with optional port console.

THIS SIGNATURE CAN'T BE FORGED.

Each Signature is one-of-a-kind. They simply take your Lund experience to a higher level. It's a boat for discriminating buyers with taste for the exceptional. Elegance coupled with traditional Lund durability. The fishing features are the finest and most functional to ever go into a boat. The colors are unmistakable. The options are unparalleled. The Signature is unforgettable.

THE SIGNATURE DIFFERENCE.

- Wrap-around console with large windshield.
- Tilt, hydraulic steering.
- InCharge battery charging system.
- Available in Light Autumnwood or Dark Cranberry, both with Birchwood accents.
- PPG base coat/clear coat finish.
- Color-matched motor options.
- Dual ProLong live wells.
- On-the-go fresh water pickup.
- Signature ProRide seats.
- Signature nameplate.
- 50-watt stereo cassette with remote control.
- See page 26 for complete specifications.



Signature models entitle you to a personalized nameplate, jacket and cap.



"Big lake tournaments aren't for just any boat. I trust a Lund Pro-V console for the long-run performance. But when finesse fishing and boat control will win the day, I use my Lund Pro-V tiller."

Perry Good
1994 PWT Champion
1995 Mille Lacs PWT Champion
An All-time money winner on the Cabela's and PWT Walleye circuits.



1775 PRO-V SE.

Color-matched motor options power Pro-Vs with style and performance. The 1775 SE is controlled from a console that rivals most automobiles. It's loaded with Pro-V features like an aerated live well. Bow casting platform with trolling motor plug-ins, panel and trim switch. Floor storage. Rod locker and three ProRide seats.



DUELING CONSOLES.

The wrap-around Signature console is a constant reminder that you're in a very special boat. Burlwood accents. Everything in clear view and finger-tip reach. Padded, tilt wheel. An optional port console and windshield offers your partner protection from the elements.



DUAL PRO BATTERY CHARGER.

It's a factory-installed standard on the 1775 Pro-V Signature and it provides the convenience and safety of a single plug-in to charge up to two on-board batteries. You can even upgrade to the Three Bank Pro Battery Charger and both are optional on all other Pro-Vs.



BOW AND AFT PROLONG LIVE WELLS.

Treat your catch with respect. ProLong live wells with bait stations are simply the most advanced systems ever designed. You'll find one within easy reach from either end of this boat. See page 15 for the complete ProLong story.

PRO-V

1660 PRO-V SE




"Lund Pro-Vs are extremely stable in the turns and they track well in all types of conditions. And with more storage than any boat in the industry, there's plenty of room for everyone's gear."

Tom Neustrom
Professional Fisherman
and Professional Guide



TRUE COLORS.

A color-matched motor option is a Lund exclusive. It's a final touch you can put on your Lund that makes a statement of class and excellence to everyone. Lund paints, finishes and graphics are the finest in the industry, so it only makes sense to complete your investment with total coordination. Let your true colors show.



THROW AWAY YOUR STRINGER.

You're not likely to find a Lund fisherman dragging his catch on a stringer. Lund live wells treat your fish right. In the 1660 Pro-V SE, there are bow and aft ProLong live wells.

PROS COME IN ALL SIZES.

The 1660 Pro-V SE is a fast, nimble, tough Lund that's feature-packed and surprisingly roomy. Perfect for the multi-species fisherman who's always on the go. It's a fully-featured tournament fishing boat that fits neatly into your garage and rides effortlessly on your trailer. Proof that Lund excellence comes in all sizes.

1660 PRO-V SE

- Easy, trailerable performance.
- 21-gallon fuel tank.
- Dual ProLong live well systems.
- Two ProRide seats.
- Two AirRide pedestals.



1660 PRO-V SE CONSOLE.

Stacked electronics. Instrumentation that's easy to read. Switches and controls in easy reach. A truly ergonomic layout. This is a console that could only come from one place — Lund.




A LOT OF BOAT IN A LITTLE SPACE.

1660 Pro-V SE is the choice for fishermen who need a boat that never holds them back. A tournament-caliber boat that fits your lifestyle as comfortably as it fits in your garage.

EVINRUDE
OUTBOARDS



Traditional Pro-Vs and SE models are available in Garnet Red, Navy Blue and Jewel Green — all with Birchwood accents. Black comes with Quicksilver accents.



The Signature model is immediately recognizable by its Dark Cranberry or Light Autumnwood color with Sand accents.

COLORS

- Garnet Red with Heritage carpet and Birchwood deck/bottom, SE Graphics
- Navy Blue with Jasmine carpet and Birchwood deck/bottom, SE Graphics
- Jewel Green with Hunter Green carpet and Birchwood deck/bottom, SE Graphics
- Black with Midnight Blue carpet and Quicksilver deck/bottom, SE Graphics

SIGNATURE COLORS

- Dark Cranberry or Light Autumnwood with Sand carpet and Birchwood deck/bottom, Signature Graphics

SIGNATURE UPGRADE EQUIPMENT

- Two ProLong live well systems
- Color-matched soft-touch dash (SE only)
- 12/24V bow, aft trolling motor plug-ins
- 50-watt AM/FM stereo w/ remote
- Automatic bilge pump

- Signature ProRide seats (1 power, 2 AirRide pedestals)
- Hydraulic steering
- Large windshield
- Fresh water pickup
- Base coat/clear coat finish

	1900 PRO-V LE	1900 PRO-V SE	1900 PRO-V MR. WALLEYE® EDITION	1900 PRO-V GARY ROACH
Length	19'9"	19'9"	19'9"	19'9"
Beam	93"	93"	93"	93"
Approx. Wt. (lb.)	1638	1571	1535	147
NMMA Max. HP	200	200	100	10
Transom Height	25"	21.5"	25"	21.5"
Fuel Tank (gal.)	45	45	45	45
Live Well Systems	2	2	2	2
Bait Well Systems	2	2	2	2
ProRide Seats	3	3	3	3
Pedestals (Air, Power, Solid) 2A/1P	2A/1P	2A/1P	2A/1P	3A
Seat Bases	4	5	3	3

	1775 PRO-V	1775 PRO-V SE/SIGNATURE	1660 PRO-V	1660 PRO-V SE
Length	17'6"	17'6"	16'3"	16'3"
Beam	85.5"	85.5"	79"	79"
Approx. Wt. (lb.)	1126	1251	881	925
NMMA Max. HP	75	150	60	115
Transom Height	21.5"	21.5"	20"	20"
Fuel Tank (gal.)	32	32	21	21
Live Well System(s)	2	2	2	2
Bait Well System(s)	2	2	1	1
ProRide Seats	3	3	2	2
Pedestals (Power, Air, Solid) 3A	2A/1P	2A/1P	2A	1A/1P
Seat Bases	5	4	3	4

PRO-V STANDARD FEATURES

- Electronics Command Center (Tiller models and 1900 LE)
- Foot trim switch (1775 and 1900 Tillers)
- Dual ProLong live well systems
- On Deck Bait System (1775 and 1900)
- ProRide seats
- AirRide pedestals
- Molded console (SE models)
- Tilt steering (SE models)
- No feedback steering (SE models)
- Windshield (SE models)
- 12/24 Bow and Aft trolling motor plug-ins (1775 & 1900)
- Bow panel with trim switch
- Battery condition indicator
- Bow casting platform
- Deck mounting pad
- Electronics locker (1900 SE)
- Lockable rod lockers (1900 Mr. Walleye®, 2)
- Lockable storage
- Bow storage
- Battery storage compartment (1900 and 1775)
- Utility drawers (1775)
- AM/FM stereo with cassette
- Horn
- Fire extinguisher
- Navigational and interior lighting
- Battery holders (3)
- Step pads (2)
- Chrome cleats (4)
- Bow and stern eyes
- Plug-in wire harness
- Automotive fuse panel
- Bilge pump (1775, 1; 1900s, 2)
- Self-draining splash pan
- 12-volt power plug

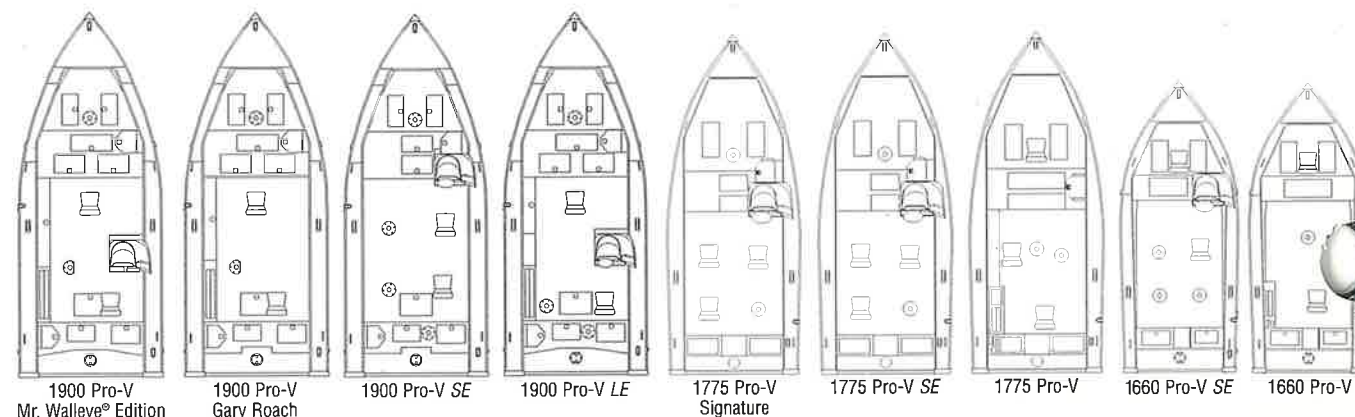
OPTIONAL EQUIPMENT

(Not all options available for all models. See your dealer.)

- Sport option group
- On-board battery charging system
- Factory O/B pre-rigging
- 12/24-volt electrical upgrade
- Mooring cover
- Arm rests (SE and Signature)
- Rear casting platform (SE model and standard on LE)
- Port console (1775 and 1900 only)
- Port console windshield (SE only)
- Locator and trolling motor feature
- Dual Pro Battery Charger
- Three Bank Pro Battery Charger

LE MODEL UPGRADE EQUIPMENT

- Dual ProLong live well systems
- AirRide pedestals
- Hydraulic steering
- 12/24V bow and aft trolling motor plug-ins
- Aft casting platform
- Built-in tackle compartments
- Battery condition indicator
- Set-back console
- 25" transom
- Electronic Command Center
- Horn
- Fire extinguisher



To design the world's best fishing boat, we turned to the world's best fishermen.

For nearly 50 years Lund boats have set standards that are unmatched in the industry. From tournament pros to seasoned guides — or just that guy at the bait store who can always put you on the fish — no other boat has attracted as loyal a following among the world's best fishermen.



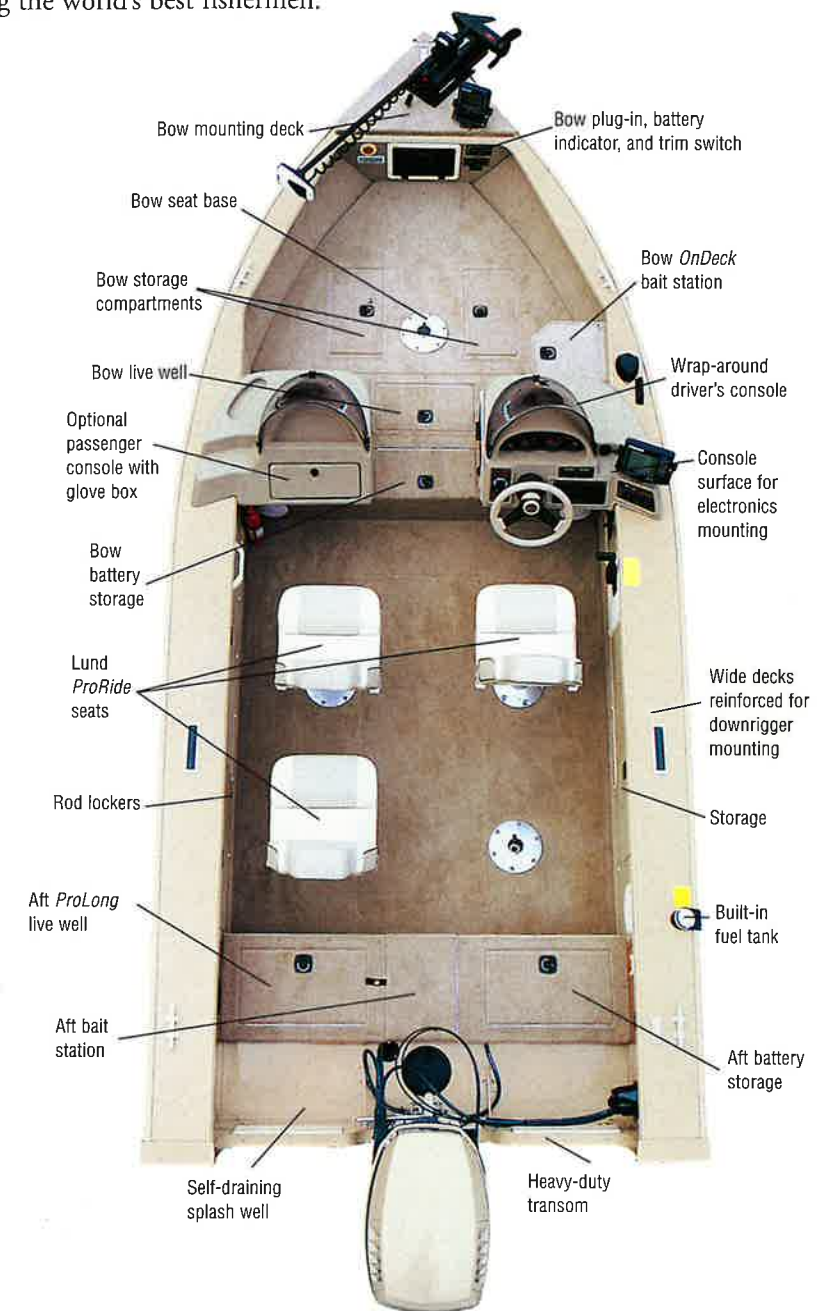
"When you hook a fish that surfaces and starts to roll and thrash, you'll appreciate that there's more usable floor space in a Lund, an ergonomic layout of features and good separation between you and your partner."

Tom Peterson
Professional Fisherman
1994 NAWA Mille Lacs Champion
1995 Wave Wacker-2nd place
2-time Quest Qualifier,
Tournament of Champions



"I'm proud to sell Lund boats. I have total confidence that every Lund will exceed my customer's expectations. I also fish out of a Lund myself, and when I talk about construction, performance, durability and fishability, I'm speaking from first-hand knowledge."

Chad Hall
Lund Dealer
Pro Fisherman
PWT's Youngest
Two-time winner



"From the electronics center to tackle and rod storage, the interior layout is second-to-none. Everything is positioned right where we need it. Fishability, reliability and accessibility make Lund number one."

Scott and Marty Giorvigen
Professional Fishermen and
Professional Guides



"During my career I've fished in every kind of water, and whether I'm trolling, casting or backtrolling, Lund performance has always covered every aspect of my fishing."

Gary Roach
Mr. Walleye® and
Hall of Fame Fisherman



"In my business I fish every every kind of water for every kind of fish and, with a Lund, everything I need is right here. Without moving from the back of the boat, I can have electronics on, bait on and fish on in minutes."

Al Lindner
Professional Fisherman
and television host of
The In-Fisherman



"For multi-species fishing, this is the toughest fishing boat on the water. My 90 HP tiller planes quick and delivers superior control in tough conditions. And the styling and graphics of a Lund always ensures you'll be proud of the boat you're in."

Vaughn Cornelius
Top-20 All-Time
PWT Ranking

ANGLER SS

1650 ANGLER
1650 ANGLER SS



1650 ANGLER SS
Shown with port option group.

ANGLER SS.

Built around Lund's legendary V-hull, the console-controlled Angler SS is packed with pro features. Aerated live well with auto timer. Dual rod lockers with external rod holders. Multiple storage areas under the bow *ProDeck*. Bow 12-volt trolling plug-in. And new this year, a deeper hull design, unitized deck and striking paint and graphics put this boat way beyond anything in its class.

1650 ANGLER AND ANGLER SS

- Built-in 18-gallon fuel tank.
- Bow *ProDeck*.
- Aft aerated live well.
- Side-steering console control (SS).
- Electronic Command Center (Tiller).
- Aft casting platform (SS).
- Lund V-hull performance.
- Oil reservoir storage.



1650 ANGLER.

Up to 50 HP tiller power — perfect for 4-stroke performance. An 80" beam delivers a rock-solid ride and a spacious interior. Angler takes a Pro-V approach to features like an Electronic Command Center, bow *ProDeck*, built-in fuel tank and storage for batteries and gear. Compare the Angler value to any other fishing boat — the advantage is clear.



THE DASHING ANGLER SS.

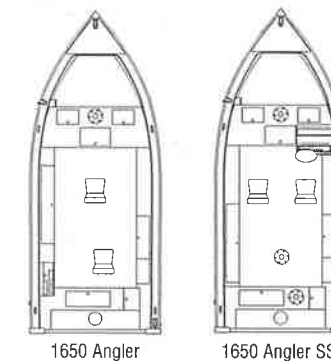
We enhanced the dash styling on the '97 Angler SS. The tall, smoked windshield keeps you dry. There's a solid mounting surface for electronics. Gauges are in clear view and controls are in easy reach. This sporty console makes driving your boat as much fun as catching your limit.



LIVE WELL AND PROSPER.

This is the industry's best thinking in live well technology. Timed aeration, large access door, and plenty of room to keep even the biggest fish alive and fighting mad.

1650 ANGLER • 1650 ANGLER SS



	1650 ANGLER	1650 ANGLER SS
Length	16'3"	16'3"
Beam	80"	80"
Approx. Wt. (lb.)	775	844
NMMA Max. HP	50	90
Fuel Tank (gal.)	18	18
Live Well System	1	1
Fold-Down Seats	2	2
Seat Bases	3	4

FREEBOARD CARPET VINYL



STANDARD COLORS

- Garnet Red with Heritage carpet and Birchwood deck/bottom
- Navy Blue with Jasmine carpet and Birchwood deck/bottom
- Jewel Green with Hunter carpet and Birchwood deck/bottom

STANDARD EQUIPMENT

- Custom console (SS)
- Windshield (SS)
- Auto-timer on live well
- Solid seat pedestals (2)
- Bow *ProDeck*
- 12V bow trolling motor plug-in
- Aft casting platform
- Deck mounting pad
- Lockable rod locker
- Storage compartments
- Battery holders
- Plug-in wire harness
- Navigational lighting
- Interior lighting
- Flat floor w/ marine carpet
- Self-draining splash pan
- Chrome cleats (4)
- Bilge pump
- Bow and stern eyes

OPTIONAL EQUIPMENT

- Sport option group
- Standard seat with solid or *AirRide* pedestal
- Mooring cover
- Factory O/B pre-rigging



ANGLER

1600 ANGLER
1600 ANGLER SS



NEW FOR 97

1600 ANGLER SS
Shown with optional windshield.

GONE FISHING.

Pack up your Angler the night before and hit the lakes at sunrise. With lockable rod storage, storage under the bow ProDeck and a built-in fuel tank, you can get everything ready right in your garage. And with a full day to find the hot spots, you'll have plenty of fish to put in the aerated live well to bring home. The SS model brings Lund's rugged performance and exciting console together for total control.



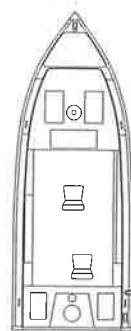
1600 ANGLER

The Angler is built for one thing — a good time. This boat delivers exciting tiller performance and the confidence of Lund durability. When the fish take a liking to your presentation, the open layout gives you all the room and equipment you need to land some keepers.

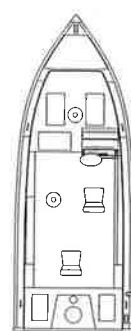
Johnson
OUTBOARDS

ANGLER • EXPLORER

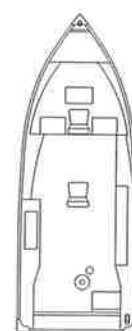
	1600 ANGLER	1600 ANGLER SS	1600 EXPLORER	1600 EXPLORER SS
Length	16'3"	16'3"	16'3"	16'3"
Beam	76"	76"	75"	75"
Approx. Wt. (lb.)	712	779	615	680
NMMA Max. HP	50	75	45	60
Fuel Tank (gal.)	15	15	—	—
Live Well System(s)	1	1	1	1
Fold-Down Seats	2	2	2	2
Seat Bases	3	3	3	4



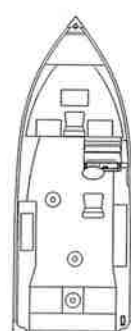
1600 Angler



1600 Angler SS



1600 Explorer



1600 Explorer SS

EXPLORER

1600 EXPLORER
1600 EXPLORER SS



1600 EXPLORER



1600 EXPLORER SS.

Take a good look at the Explorer SS with aft casting platform. You'll see one of Lund's exclusively styled consoles. All around the craftsmanship is perfect and the fit is tight and precise. The paint, graphics and finishing touches all show the pride we have in every boat that carries our name.

TO FIND THE FISH, YOU HAVE TO EXPLORE.

Serious fishermen are always exploring new water, new structure and new techniques. For a boat that does it with you, you need an Explorer. Easy on the trailer, fast on the fly and rugged in the rough stuff. Handy port aerated live well and raised casting platform in bow. Large starboard rod locker and fuel tank storage aft.

EVINRUDE
OUTBOARDS

FREEBOARD	CARPET	VINYL

STANDARD COLORS

- Garnet Red with Heritage carpet and Birchwood accents
- Navy Blue with Jasmine carpet and Birchwood accents
- Jewel Green with Hunter carpet and Birchwood accents

STANDARD EQUIPMENT

- Custom console (SS)
- Windshield (SS)
- Auto-timer on aerated live well (Anglers)
- Solid seat pedestals (2)
- Bow ProDeck
- 12V bow trolling motor plug-in (Anglers)
- Aft casting platform (Explorer SS)
- Gas tank storage (Explorers)
- Bow platform storage (Explorer)
- Deck mounting pad
- Lockable rod locker

OPTIONAL EQUIPMENT

- Sport option group (Anglers)
- Standard seat with solid or AirRide pedestal

- Storage compartments (Anglers)
- Battery holders (Anglers, 2; Explorer SS, 1)
- Plug-in wire harness
- Navigational lighting
- Interior lighting (Angler)
- Flat floor w/ marine carpet
- Self-draining splash pan
- Chrome cleats (Anglers, 4)
- Bilge pump
- Bow and stern eyes

- Mooring cover
- Factory O/B pre-rigging
- Windshield

ALASKAN

20 ALASKAN
20 ALASKAN SS
SV-18 ALASKAN
SV-18 ALASKAN SS



SV-18 ALASKAN

GO BIG.

That's the attitude built into the SV-18 Alaskan and the 20 Alaskan. They deliver all the basics you want. Side console, center console, dual consoles, tiller control — whatever fits your style. There's plenty of room for cargo, passengers and gear. Double-riveted Lund construction makes them as rugged as the state they're named after. Built-in fuel tanks. Stop by your Lund dealer for a complete Alaskan catalog.

SV

SV-18
SV-16
SV-14



THE LUND LEGACY.

This is where it all began. Rugged, indestructible fishing boats that have been taking fishermen to their favorite spots for almost 50 years. The bench seats are riveted down the sides and across the bottom to add to the boat's structural integrity. You'll notice the quality of Lund craftsmanship, like solid gunnel extrusions, casted corner caps and perma-ply seats. A basic design that's so strong, we'll be making them forever.



S E R I E S

LAKER

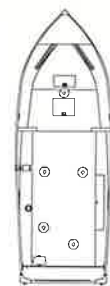
16 LAKER
14 LAKER



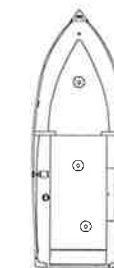
16 LAKER, 14 LAKER.

If you're serious about the fundamentals of great fishing, Lakers deliver. Aerated live well, side storage, flat floor, rod holders, gas tank storage, navigation lights. And like 747s, they're double-riveted to get the best performance and greatest safety out of aluminum construction.

ALASKAN • LAKER • SV



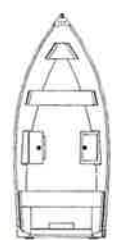
20 Alaskan



SV-18 Alaskan



16 Laker



14 Laker



SV-18



SV-16



SV-14

	20 ALASKAN	SV-18 ALASKAN	SV-18	SV-16	SV-14	16 LAKER	14 LAKER
Length	20'1"	18'	18'	16'2"	14'2"	16'	14' 2"
Beam	.85'	.76'	.75'	.71'	.69'	.72'	.69'
Approx. Wt. (lb.)	760	602	436	321	283	451	395
NMMA Max. HP	75	60	60	40	35	40	35

STANDARD COLORS: Venetian Red with Gray Fleck interior
Camouflage option available



STANDARD EQUIPMENT

ALASKANS:

- 7" V-bottom (18 Alas.)
- Flat floor with vinyl
- Lockable storage, rod lockers (18 and 20 Alas. SS)
- Bow deck (20 Alas.)
- 20" transom
- Battery holder
- Bow eye
- Stern handles
- Self-draining splash pan
- Bilge pump
- Chrome cleats (20 Alas., 6; 18 Alas., 4)
- Seat bases (20 Alas., 5, 18 Alas., 3)
- Built-in 14 gallon gas tank (18 Alas.)
- Built-in 20 gallon gas tank (20 Alas.)

OPTIONAL EQUIPMENT

ALASKANS:

- Side console
- Center console (18 and 20 Alas., factory installed only)
- Dual console (20 Alas.)
- Aerated live well (SV-18)
- Navigational lighting (SV-18)
- Large bow deck (SV-18)
- Arm rests
- Camouflage paint
- Mooring cover

SVs:

- 7" V-bottom
- Bow deck (SV-18)
- 20" transom
- Gas tank storage
- Battery holder (SV-18)
- Cast aluminum oar locks
- Walk-through seat (SV-18)
- Bow eye
- Stern handles
- Self-draining splash pan

SVs:

- 15" transom
- Bow deck (SV-14, SV-16)
- Mooring cover
- Console w/ mechanical steering
- Navigational lighting
- Camouflage paint
- Deck mounting pad

LAKERS:

- Rod holders
- Flat floor w/ vinyl
- Aerated live well
- Storage compartment
- Gas tank storage
- Navigational lighting
- Bow eye
- Stern handles
- Self-draining splash pan
- Aluminum keelsons (4)
- Aluminum-encased transom

LAKERS:

- Swivel seats
- Arm rests
- Seat cushions
- Mooring cover
- Camouflage paint

L E G E N D

PRO SPORT

1600 PRO SPORT



NEW FOR 97

1600 PRO SPORT


PRO SPORT FOR ANY SPORT.

You'll fall in love with the 1600 Pro Sport. This boat is ready for anything — fish, cruise, ski, relax. It'll tuck in your garage, ride easy on the trailer and slip onto any water. Whether you're heading out with family, friends, fishing partners or just by yourself, your 1600 Pro Sport is equipped for any sport.

1600 PRO SPORT

- 18-gallon fuel tank.
- ProDeck Conversion
- Auto-timer on live well.
- Up to 90 HP outboard.
- See page 37 for specifications.

Johnson
OUTBOARDS



STEP UP AND REEL 'EM IN.

1600 Pro Sport features an aft fishing platform with all the amenities. Lund's timed, aerated live well. Plenty of storage. Seat-mounting socket. Carpeted and efficiently laid out to give you the most room possible.



THE PRO SPORT CONSOLE.

This console features classic Lund sport styling and reliable factory pre-rigging. Instrumentation is positioned for optimum performance and Selectronics equipment options let you rig the Pro Sport to your requirements. Out front there's a curved automotive-style walk-through windshield for full visibility, great wind protection and easy access to the bow.



LOUNGE OR FISH.

In the bow, the ProDeck easily converts from the comfort of a roomy V-berth to a bow fishing platform. With the ProDeck conversion in place there's room to fish, storage and a bow-mounting pad for your electronics.

A
D
V
E
N
T
U
R
E
S
E
R
I
E
S

PRO SPORT

1700 PRO SPORT



1700 PRO SPORT
Shown with optional laydown seat and sport option gray.

CATCH YOUR LIMIT, THEN SKI INTO THE SUNSET.

1700 Pro Sport takes a total approach to recreation. When the fish are biting, the bow ProDeck conversion, aft casting platform and aerated live well put you on top of the action. When the water turns to glass, slip on a ski and push yourself to the limit. A built-in 18-gallon fuel tank, rod locker and gear storage lets you fill up with gas and equipment. The curved windshield opens you up to a comfortable V-berth. When you can get into a Lund like this, why look at any other boat?

1700 PRO SPORT

- Curved windshield.
- Color-matched dash and glove box.
- Molded deck.
- Aft casting platform.
- Aft live well.
- New colors for '97.

LUND ADVENTURE IS IN EASY REACH.

Behind the Lund name is a legacy of excellence you won't find anywhere else. We never compromise. We never corner to cut prices. The Adventure Series puts it all within reach. This exciting line is built with technology that makes it easier than ever to step into Lund quality.



Shown with optional sun top.

THE LUND LOOK.

A sleek, V-hulled profile. Classy colors that are never busy or dated. Graphics that underscore the personality of every model. Depending on your style, you can even finish your 1700 Pro Sport with the optional convenience of easy-cleaning vinyl flooring. Sophistication and function in every boat.



HOW IMPORTANT IS YOUR CATCH?

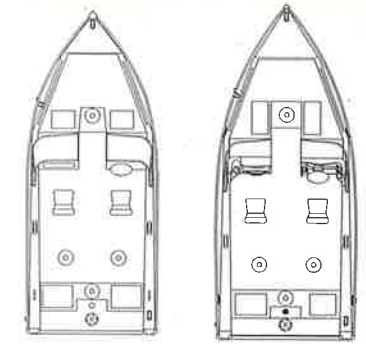
Lund fishermen respect their catch. And Lund engineers have created the most advanced live wells to ever go in a fishing boat. The 1700 Pro Sport features one of our best — mounted conveniently under the aft casting platform.



LAZY DAYS.

The warm sun. A light breeze. And a laydown seat to stretch out on and watch the clouds. Sure Lunds are the toughest, hardest-working boats on the water, but you'll appreciate that they are also the most comfortable.

PRO SPORT



1600 Pro Sport 1700 Pro Sport

	1600 PRO SPORT	1700 PRO SPORT
Length.....	16'3"	17'2"
Beam.....	82"	84"
Approx. Wt. (lb.)O/B.....	910	1056
NMMA Max. HP O/B.....	90	115
Fuel Tank (gal.).....	18	18
Fold Down Seats.....	2	3
Solid Pedestals.....	2	3
Seat Bases.....	5	5

FREEBOARD	CARPET	VINYL

- STANDARD COLORS**
- Garnet Red with Heritage carpet and Birchwood deck
 - Navy Blue with Jasmine carpet and Birchwood deck
 - Jewel Green with Hunter carpet and Birchwood deck

- STANDARD EQUIPMENT**
- Aerated live wells
 - Live well timer
 - Custom molded dash w/glove box
 - Windshield w/walk-through
 - Bow ProDeck conversion
 - Rod locker
 - Lockable storage
 - Console storage
 - Bow trolling motor plug-in
 - Navigational lighting
 - Flat floor w/ marine carpet
 - Automotive-style fuse panel
 - Deck mounting pad
 - Aft casting platform
 - Step pads (2)
 - Bilge pump
 - Stainless steel bow rails
 - Chrome cleats (4)
 - Bow and stern eyes
 - Large, self-draining splash pan
 - Battery holder (2)

- OPTIONAL EQUIPMENT**
(Not all options available for all models. See your dealer.)
- Sport option group
 - Factory O/B pre-rigging
 - Sun top
 - Complete top
 - Convertible sunbather seat (1700)
 - Bow cushions (1700)
 - Side and stern curtain set
 - Mooring cover
 - Solid pedestal seat
 - Solid or AirRide pedestal seat
 - Boarding ladder and platform
 - Complete stand-up canvas
 - Vinyl floor

EVINRUDE
OUTBOARDS

FISHERMAN

1800 FISHERMAN
1800 FISHERMAN I/O



1800 FISHERMAN
Shown with optional vinyl floor.

FISH, CRUISE, SKI. THE LUND TRIATHLON.

1800 Fisherman does it all and does it big. The curved, automotive-style windshield opens up to a roomy V-berth. Put in the ProDeck conversion for some serious fishing. Aft there's an aerated live well tucked in the splash well, out of the way yet within easy reach. And like every Lund, there's plenty of storage.



1800 FISHERMAN STERN DRIVE.
Fast performance up to 185 HP. Dual aerated live wells in the bow and jump seats in the aft. All fueled from an efficient 27-gallon tank for all-day fishing.

FISHERMAN

2100 FISHERMAN
2100 FISHERMAN I/O



2100 FISHERMAN

BIG WATER. BIG ADVENTURE.

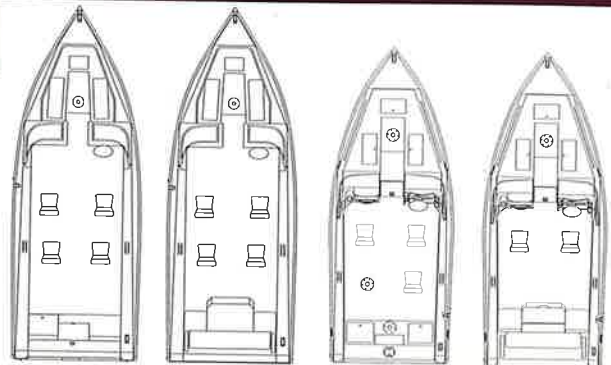
The bigger the water, the bigger the fish, the bigger the adventure. The 2100 Fisherman takes it all on. It delivers a safe, smooth, perfectly balanced ride. Wide decks for down-rigger mounting. All day range with a built-in 60-gallon fuel tank. Dual live wells. All put together on a rugged V-hull with a huge 89" beam. This outboard can handle up to 200 HP.



FISHERMAN

	1800 FISHERMAN	2100 FISHERMAN
Length	18'3"	20'3"
Beam	87"	89"
Approx. Wt. (lb.)	1291	1720
Approx. Wt. (lb.)(I/O)	2062	2710
NMMA Max. HP(O/B)	150	200
Fuel Tank (gal.)	32(27 I/O)	60
Live Well System(s)	2	2
Fold-Down Seats	3(2 I/O)	4
Seat Bases	5(2 I/O)	4

Sterndrive engine options on page 49.



2100 Fisherman 2100 Fisherman I/O 1800 Fisherman 1800 Fisherman I/O

STANDARD COLORS

- Garnet Red with Heritage carpet and Birchwood deck
- Navy Blue with Jasmine carpet and Birchwood deck
- Jewel Green with Hunter carpet and Birchwood deck



STANDARD EQUIPMENT

- Aerated live wells
- Live well timer
- Full-lighted instrumentation (I/O)
- Mercruiser/Volvo controls (I/O)
- Custom-molded dash w/glove box
- Windshield w/ walk-through
- Aft jump seats (I/O, 2)
- Bow ProDeck conversion
- Rod locker
- Lockable storage
- Console storage
- Bow trolling motor plug-in
- Navigational lighting
- Flat floor w/ marine carpet

OPTIONAL EQUIPMENT

- Sport option group
- Factory O/B pre-rigging
- Sun top
- Complete top
- Convertible sunbather seat (1800 Fisherman O/B)
- Bow cushions (2100)
- Side and stern curtain set
- Mooring cover
- Solid pedestal seat
- Solid or AirRide pedestal seat
- Boarding ladder and platform
- Complete stand-up canvas
- Vinyl floor
- Automotive-style fuse panel
- Deck mounting pad
- Aft casting platform (1800 O/B)
- Step pads (2)
- Bilge pump (2100, 2)
- Stainless steel bow rails
- Chrome cleats (4)
- Bow and stern eyes
- Large, self-draining splash pan (O/B)
- Battery holder
- Reinforced deck surface for down riggers
- Insulated motor cover (I/O)

PRO ANGLER

- 1700 PRO ANGLER
- 1700 PRO ANGLER SS
- 1700 PRO GUIDE
- 1700 PRO GUIDE SS



1700 PRO ANGLER SS
Shown with custom paint and graphic option.

A BETTER ANGLE ON ADVENTURE.

The Pro Angler is pure Lund. It surrounds you with top-of-the-line fishing features built on a classic Lund V-hull. Rod lockers. Electronic lockers. Battery storage. Bulk storage. A built-in 20-gallon fuel tank. A live well with timed aeration. A bow casting deck with trolling motor plug-in. The Pro Angler SS gives you side steering and console-mounted controls. And the Red, Blue and Gray '97 colors are Lund classics. Talk to your dealer — you'll be surprised at how much Lund your money will buy.



1700 PRO ANGLER.

Here it is. The roomy layout of a tiller-controlled Lund. A no-compromise approach to fit and finish. Double-riveted V-hull handling and durability.



1700 PRO GUIDE SS.

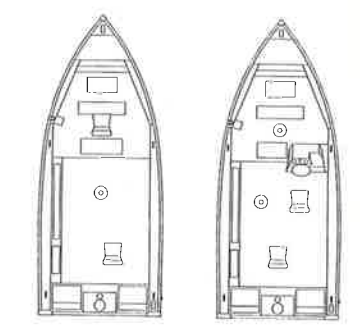
Pro Guide takes a rugged, all-out approach to fishing fundamentals. Live well and bait well. A bow casting platform with plug-in. And up to 90 HP excitement in the console-controlled SS model.



1700 PRO GUIDE.

For the fishing purist, Lund is the only way to go. The 1700 Pro Guide features a 75" beam that lays the foundation for a roomy layout and responsive tiller control.

PRO ANGLER • PRO GUIDE



1700 Pro Angler 1700 Pro Angler SS

	1700 PRO ANGLER	1700 PRO ANGLER SS
Length	16'10"	16'10"
Beam	84"	84"
Approx. Wt. (lb.)(O/B)	776	825
NMMA Max. HP	60	90
Solid Pedestals	2	2
Seat Bases	3	3

	1700 PRO GUIDE	1700 PRO GUIDE SS
Length	17'3"	17'3"
Beam	75"	75"
Approx. Wt. (lb.)	676	704
NMMA Max. HP	60	90
Solid Pedestals	2	2
Seat Bases	4	4



STANDARD COLORS

- Garnet Red with Heritage carpet and Birchwood accents and bottom
- Navy Blue with Jasmine carpet and Quicksilver deck/bottom
- Jewel Green with Hunter carpet and Birchwood deck/bottom
- Graphite with Midnight Star carpet and Quicksilver accents and bottom (Pro Angler)

STANDARD EQUIPMENT

- Built-in fuel tank
- Aerated live well with timer
- Custom console (SS)
- Bow trolling motor plug-in
- Electronics compartment (1700 Pro Angler and SS)
- Storage compartments
- Bow casting platform
- Windshield (SS)
- Rod locker
- Navigational lighting
- Deck mounting pad
- Flat floor with marine carpet
- Bilge pump
- Chrome cleats (4)
- Bow and stern eyes
- Self-draining splash pan
- Battery holders (2)

OPTIONAL EQUIPMENT

- Sport option group (see dealer)
- Factory O/B pre-rigging
- Solid or AirRide pedestal seat
- Mooring cover

REBEL

16 REBEL SS
16 REBEL
14 REBEL



THERE'S A REBEL IN THE HEART OF EVERY FISHERMAN.

Lund Rebel will never back down from a tough day of fishing. It's the perfect balance of performance, ruggedness, features and price. All the essentials like a flat, carpeted floor, aerated live well and bow-casting platform.

EVINRUDE
OUTBOARDS



Shown with optional windshield.

16 REBEL SS.

The Rebel SS puts up to 45 HP behind this lightweight, nimble frame. Fast, dry-running boat with console control. The result is console-control performance that's fast, dry-running and extremely responsive.



14 REBEL.

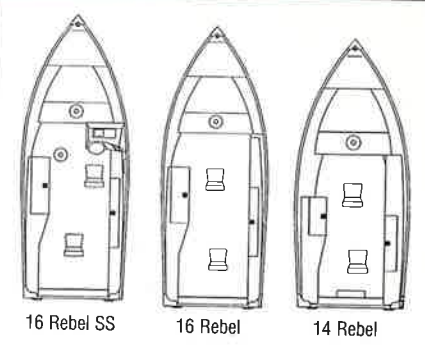
Easy to launch. Easy to tow. Easy to fit in your garage and always ready for a day on the lake. The perfect fishing companion. Rebel approaches your favorite pastime with solid, fundamental fishability that could only come from one place — Lund.



SIDE STEERING.

SS models add the convenience of console control, a windshield and an electronics mounting surface. When you grab a Lund wheel, you can feel the solid connection to your boat. It's a feeling of confidence that's all Lund.

REBEL



	16 REBEL SS	16 REBEL	14 REBEL
Length	16'	16'	14'2"
Beam	73"	73"	69"
Approx. WL (lb.)	520	455	441
NMMA Max. HP	45	45	35
Fold-Down Seats			
Solid Pedestals	2	2	2
Seat Bases	3	3	3



- STANDARD COLORS**
- Venetian Red and Heritage carpet with Gray Fleck accents
 - Navy Blue and Jasmine carpet with Gray Fleck accents
 - Graphite with Midnight Star carpet and Quicksilver accents

- STANDARD EQUIPMENT**
- Aerated live well
 - Bow platform
 - Casting platform
 - Deck-mounting pad
 - Bow storage
 - Navigational lighting
 - Flat floor with marine carpet
 - Bilge pump
 - Bow eye
 - Stern handles
 - Self-draining splash pan

- OPTIONAL EQUIPMENT**
- Factory O/B pre-rigging (16 SS)
 - Windshield (16 SS)
 - Mooring cover
 - Arm rests
 - Vinyl floors

BASS

1790 BASS SE



1790 BASS SE

HAULIN' BASS.

Fast, mean, rugged. This boat looks as good blasting across the lake as it does lurking in the back waters. A classic bass boat layout with a few Lund exclusives. There's no glass jaw here — this boat is solid, double-riveted aluminum. There's a *ProLong* live well. And Lund seats and two AirRide pedestals for unmatched comfort and durability.



1790 BASS SE

1790 BASS SE
 Length.....17'2"
 Beam.....83"
 Approx. Wt. (lb.).....905
 NMMA Max. HP.....90
 Fold-Down Seat.....4
 Solid Pedestals.....2
 Seat Bases.....2



1790 Bass SE



STANDARD COLORS
 • Black with Midnight Star carpet and Quicksilver deck/bottom

STANDARD EQUIPMENT

- Built-in 20-gallon fuel tank
- *ProLong* live well
- Custom console
- Bow trolling motor plug-in
- Storage compartments
- Bow casting platform
- Windshield
- Rod locker
- Navigational lighting
- Deck mounting pad
- Flat floor with marine carpet
- Bilge pump
- Chrome cleats (4)
- Bow and stern eyes
- Self-draining splash pan
- Battery holders (2)
- *AirRide* pedestal seat

OPTIONAL EQUIPMENT

- Factory O/B pre-rigging
- Mooring cover
- Arm rests



HAWG PEN.

There's only one *ProLong* live well. Timed aeration, light, console-controlled drain, fill and recirculate. We put the industry's best into the 1790 Bass SE.

WC

WC-16
 WC-14
 WC-12

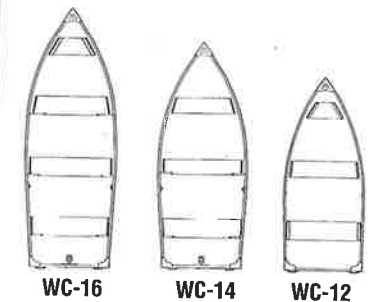
BASICALLY THE BEST.

WCs are built for years of trouble-free, uncomplicated fishing. Solid gunnel extrusions, corner castings and bow caps are just the start. We rivet the seats all along the sides and across the bottom. All major seams are double-riveted. We heavily reinforce the transom. The seats are weather-resistant, perma-ply that never get too hot or too cold. And finally, we finish it in classic Venetian Red.

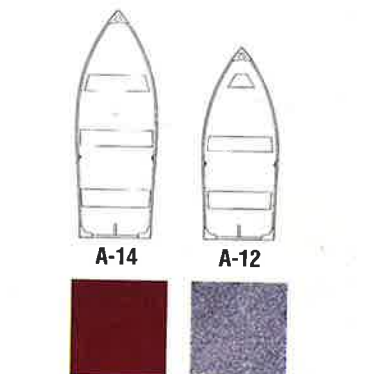


WC • A

	WC-16	WC-14	WC-12
Length.....	16'	14'	11'10"
Beam.....	68"	67"	60"
Approx. Wt. (lb.).....	261	223	158
with 20" Transom.....	268	230	—
NMMA Max. HP.....	25	25	15



	A-14	A-12
Length.....	14'1"	12'1"
Beam.....	60"	58"
Approx. Wt. (lb.).....	170	130
NMMA Max. HP.....	15	10



STANDARD COLORS

- Venetian Red with Gray Fleck interior
- Camouflage option available

STANDARD EQUIPMENT

- 15" transom
- Cast aluminum oar locks
- Bow eye
- Stern handles

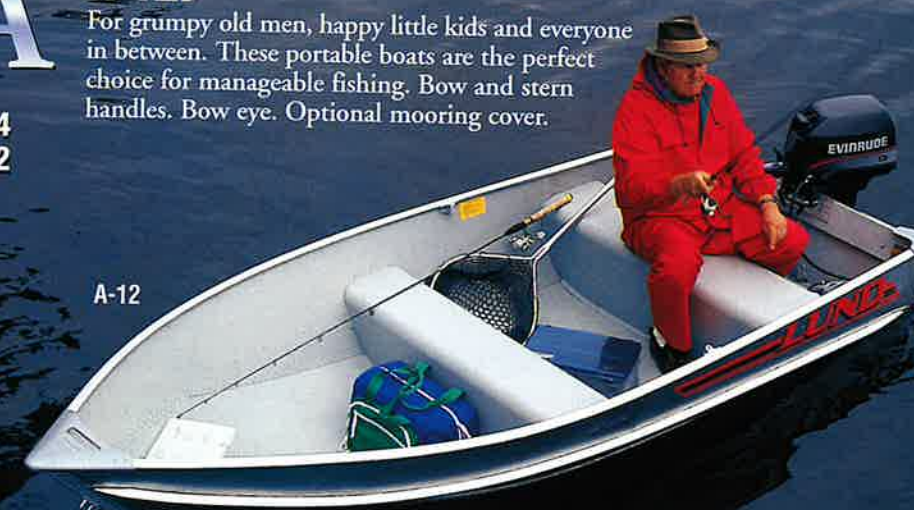
OPTIONAL EQUIPMENT

- 15" or 20" transom (WC-16 and 14)
- Navigational lighting (A-12, A-14 and WC)
- Camouflage paint (WC)
- Mooring cover

A-12.

For grumpy old men, happy little kids and everyone in between. These portable boats are the perfect choice for manageable fishing. Bow and stern handles. Bow eye. Optional mooring cover.

A-14
 A-12



A-12



A-14

A-14.

At just over 130 pounds, the A-14 can handle up to 10 HP for a quick trip to your favorite fishing hole.



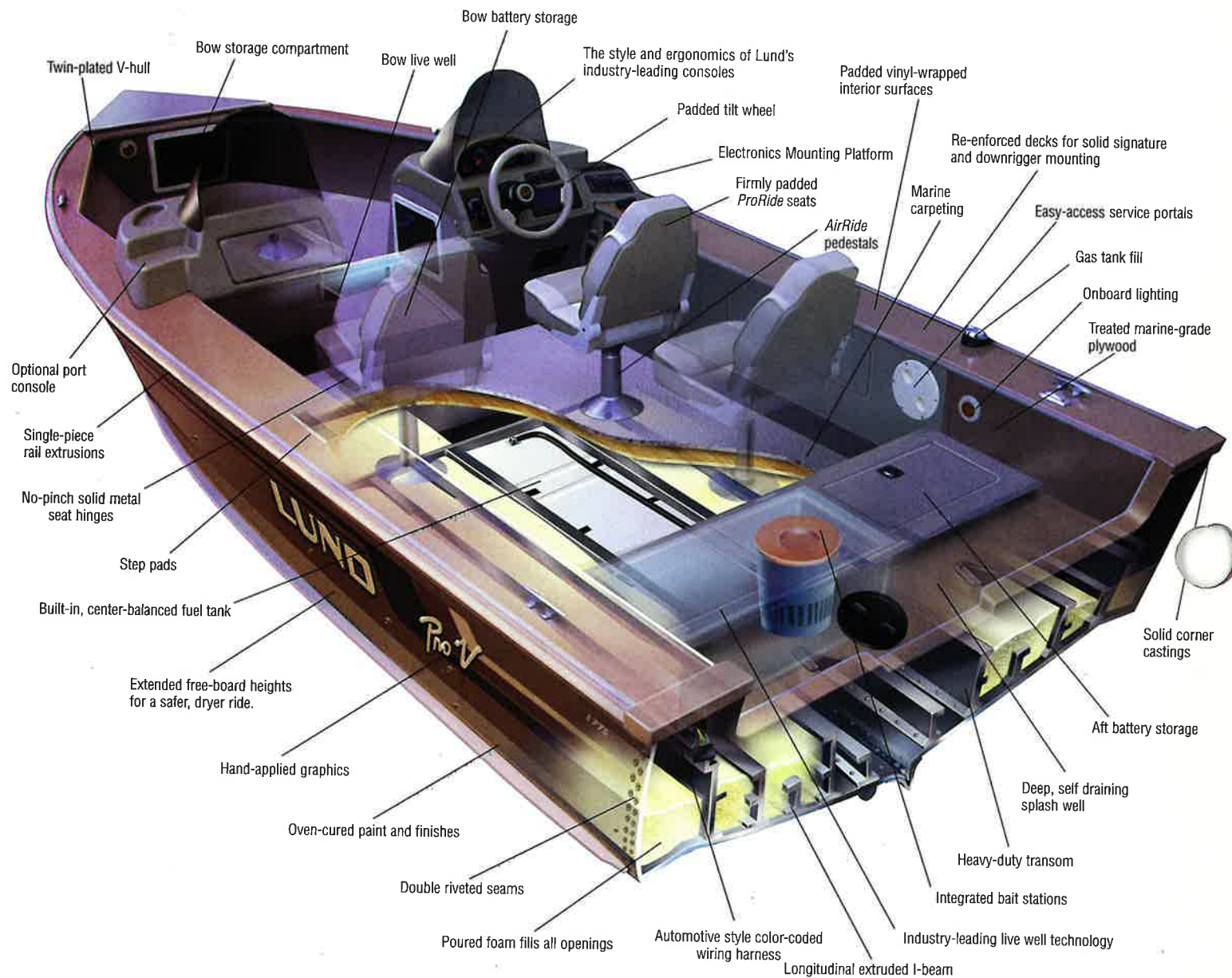
A D V E N T U R E S E R I E S

D I V E R T I C I O N S

The inside story.

There's a reason a used Lund has more life in it than most other boats do when they're new. It's all in the way a Lund is put together. Nothing gives you the strength, durability and weight advantages of aluminum. And no one puts together aluminum better than the craftsmen at Lund. From the precise

fit and finish on the outside to the wave-handling toughness in the guts of the hull, a Lund boat is a cut above the competition.



Deep in the hull you'll find longitudinal, aluminum stringers running from the transom to past amidship. Our twin-plate and exclusive I-beam system tie them to the transverse stringers in the bow, creating a unified, unyielding structure. Marine-grade aluminum is precisely fitted and double-riveted along every seam creating a hull unparalleled in the industry. Our poured flotation foam fills every corner and crevice. It quiets

the ride, strengthens the hull, improves safety and surpasses government standards.

Then we finish our boats with the best polyurethane paint available. It doesn't crack, chip or yellow.

Every year we push the standards of quality and performance a little bit higher. This is what has made Lund the industry leader since we crafted our first boat over 49 years ago.

Accessories and Options Exclusively From Lund.



CLOTHING
When you own one of the best boats on the water, you need the premium Lund clothing to match.



When stormy weather moves in, you'll stay warm and dry in rugged rain gear from Lund.



Sweatshirts, t-shirts, jackets, windbreakers, caps — all top quality, just like our boats.



CANVAS
Protect your investment in Lund quality with a canvas mooring cover. Perfect for dockside or storage.



A stand-up canvas top keeps you at the wheel — and you and your passengers out of the elements.



Easy access removable tackle trays and top-hider are integrated into the I/O motor box.



OPTIONS
If you spend a lot of time fishing with a partner, look into the option of a port-side console.



An aft casting platform makes more room for fishing and storage.



A long day of fishing is a comfortable day in a Lund seat. Ask your dealer about options like arm rests.



RIGGING
No one pre-rigs better than Lund. Let the experts connect the power to your new Lund boat.



Nothing says class like an optional color-matched motor. Ask your Lund dealer for full details.



Lund's Selectronics group puts the world's finest electronics in the world's best fishing boats.

ONLY THE HIGHEST STANDARDS.

Every Lund boat is built to meet or exceed the highest standards set by the NMMA, the Coast Guard and the American Boat and Yacht Council. But first, every Lund must pass the toughest test of all — our own standards for quality and craftsmanship.

LUND QUALITY — OUR WARRANTY GUARANTEES IT, OUR RESALE VALUE PROVES IT.

Every Lund hull is warranted for 10 full years from the date of purchase by the original owner. When you buy a Lund boat, you become part of the Lund family — and part of our tradition of excellence. When it comes time to sell your Lund boat, your investment in Lund quality will be rewarded.

THE LUND EXPERIENCE BEGINS WITH THE FINEST DEALERS AROUND.

Because we build the best boats on the water, we can afford to be selective with who sells them. When you see the Lund sign hanging in the window, you know the dealer inside meets Lund's strict standards for customer satisfaction. Stop by any of our dealers, and you'll see why they've earned the right to carry the Lund line.

THANKS TO THE PROFESSIONALS WHO MAKE LUND BOATS HAPPEN.

Without the dedicated efforts of the Lund craftsmen who build our boats and the professional fishermen who help design them, the Lund tradition of excellence would not be possible. Thank you.

LUND

Lund Boats, A Genmar® Company
P.O. Box 248, New York Mills, MN 56567
218/385-2235

© 1996 Lund Boat Company. Printed in U.S.A.

NOTE:

Some photos of Lund boats in this catalog show factory and/or dealer installed options. Photographs are taken under controlled conditions.

While every effort is made to depict safe boating, the photographs are not intended to serve as examples of correct boat procedures. While boats photographed are equipped with USCG-approved life jackets and other required safety gear, these are not necessarily visible in all photographs.

Because Lund is dedicated to constant product improvements, the specifications, options, color selections and model availabilities of our boats are subject to change without notification.

SPECIAL THANKS TO:

Lund Sportswear Division
The In-Fisherman
America's Cup Life Jackets
Minn Kota-Johnson Fishing
Berkley
Quarterdeck On Gull
Plano
Stearns
Larson Boats

Genmar



wilderness
proved